





SMOKE VENTS AND SKY LIGHTS

Standard SADEF components will create easy to assemble and cost effective supporting structures for smoke vents and/or skylights.




- Specific requirements for sprinkler systems can be taken into account.
- Very often these structures can be placed in a roof sheet corrugation.


Components for smoke vents and sky lights		
 CEE	C 200 C 170 C 150 C 100	P.106



SKY LIGHTS

Skylights can be supported by SADEF profiles. Eaves beam sections fitted with their angled flange to the portal frame will create a flat base for supporting the skylight.

Components for sky lights		
 CEE-plus	C+450 C+400 C+350 C+300 C+250	P.101
 SIGMA-plus	S+450 S+400 S+350 S+300 S+250	P.103
 SE	SE 200 SE 250 SE 330	P.104



For additional information, prepiercing possibilities and minimum production batches: please contact SADEF.