

HIGH SPEED STEELS

Application Segments

Cutting Tools

Available Product Variants

Long Products*

Plates

* Presented data refer exclusively to long products. Please observe the detailed explanations at the end of the data sheet (pdf).

Product Description

BÖHLER S590 MICROCLEAN – "The expert"

High-speed steel manufactured in a powder metallurgy process, with good hot hardness, compressive strength, and wear resistance. PM technology gives it good toughness and excellent workability, such as the best machinability.

Process Melting

Powder metallurgy

Properties

- > Toughness & Ductility : high
- > Wear Resistance : good
- > Compressive strength : high
- > Edge Stability : high
- > Grindability : high
- > Hot Hardness (red hardness) : high

Applications

- > Blades for Sawing Machines
- > Fine Blanking, Stamping, Blanking
- > Rolling
- > Roll Forming
- > Broaches and Reamers
- > Gear Cutting, Shaving and Shaping Tools
- > Industrial Knives
- > End Mills
- > Powder Pressing
- > Twist Drills and Taps

Technical data

Material designation		Standards	
1.3244	SEL	4957	EN ISO
HS6-5-3-8	EN		

Chemical composition (wt. %)

C	Cr	Mo	V	W	Co
1.29	4.2	5	3	6.3	8.4

Material characteristics

	Compressive strength	Grindability	Red hardness	Toughness	Wear resistance	Edge Stability
BÖHLER S590 MICROCLEAN	★★★★	★★★	★★★★★	★★★	★★★	★★★
BÖHLER S290 MICROCLEAN	★★★★★	★	★★★★★	★★	★★★★★	★★★★★
BÖHLER S390 MICROCLEAN	★★★★	★★★	★★★★★	★★★★★	★★★★★	★★★★★
BÖHLER S393 MICROCLEAN	★★★★	★★★	★★★★★	★★★★★	★★★★★	★★★★★
BÖHLER S690 MICROCLEAN	★★★	★★★	★★	★★★★★	★★★	★★
BÖHLER S790 MICROCLEAN	★★★	★★★	★★	★★★★★	★★	★★★
BÖHLER S793 MICROCLEAN	★★★	★★★	★★★★★	★★★	★★★	★★★

Delivery condition

Annealed	
Hardness (HB)	max. 300

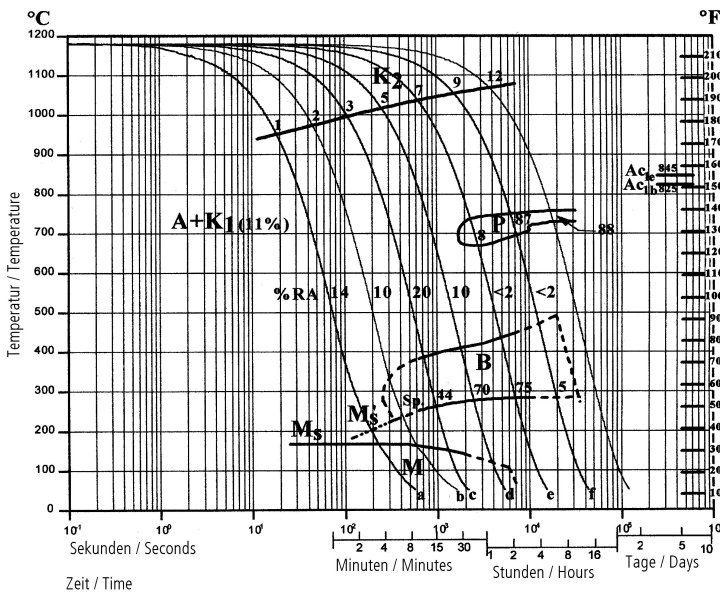
Heat treatment

Annealing		
Temperature	870 to 900 °C	The steel needs to be protected against decarburization. Through heating of the material is followed by controlled, slow furnace cooling at a maximum cooling rate of 10°C (50°F) per hour, down to approx. 700°C (1292°F). Final cooling in air.

Stress relieving		
Temperature	600 to 650 °C	Slow cooling furnace; To relieve stresses set up by extensive machining or in tools of intricate shape. After through heating, hold in neutral atmosphere for 1 to 2 hours.

Hardening and Tempering		
Temperature	1,075 to 1,180 °C	Salt bath, vacuum Preheating: 1st stage ~ 500 °C, 2nd stage ~ 850 °C, 3rd stage ~1050 °C (for higher austenitising temperature) Austenitising: for cutting applications at higher austenitising temperatures (>1100 °C), holding time after complete heating 80 seconds, maximum 150 seconds, to avoid material damage due to overtime. Austenitising: for cold work applications at lower austenitising temperatures (<1100°C). Holding time after complete heating 15 to 30 min Quenching: oil, warm bath (500 - 550 °C), gas.
Temperature	540 to 570 °C	Slow heating to tempering temperature immediately after austenitising. Dwell time in the furnace 1 hour per 20 mm material thickness (at least 1 hour) Slow cooling to room temperature 3 tempering cycles recommended Hardness see tempering chart

Continuous cooling CCT curves

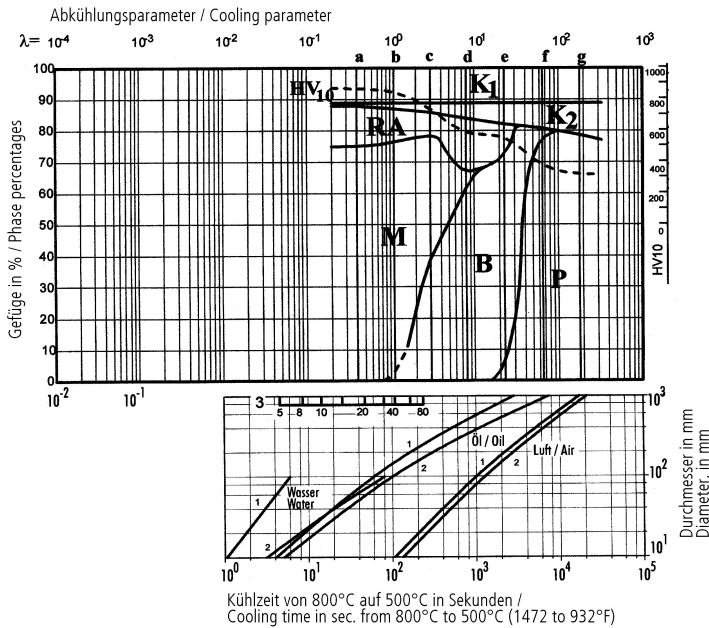


Austenitising temperature: 1180°C (2156°F)
Holding time: 180 seconds

A....Austenite
B....Bainite
K....Carbide
P....Pearlite
M....Martensite
RA...Retained Austenite

Sample	λ	HV10	Sample	λ	HV10
a	0,4	870	e	23,0	549
b	1,1	845	f	65,0	384
c	3,0	740	g	180,0	325
d	8,0	592			

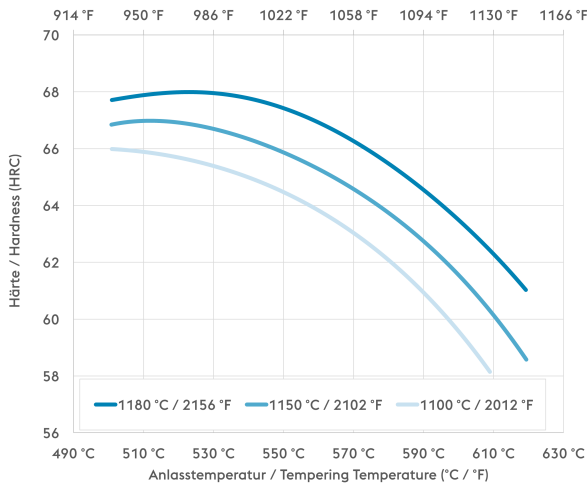
Quantitative phase diagram



A....Austenite
B....Bainite
K....Carbide
P....Pearlite
M....Martensite
RA...Retained Austenite

1....Edge or Face
2....Core
3....Jominy test: distance from quenched end

Tempering Chart



Holding time 3 x 2 hours
Specimen size: square 25 mm

Physical Properties

Temperature (°C)	20
Density (kg/dm ³)	8.05
Thermal conductivity (W/(m.K))	22
Specific heat (kJ/kg K)	0.42
Spec. electrical resistance (Ohm.mm ² /m)	0.61
Modulus of elasticity (10 ³ N/mm ²)	240

Thermal Expansions between 20°C | 68°F and ...

Temperature (°C)	100	200	300	400	500	600	700
Thermal expansion (10 ⁻⁶ m/(m.K))	10	10.5	10.8	11.2	11.3	11.4	11.6

If other available product variants are listed in addition to long products, please note that these may differ in terms of melting process, technical data, delivery and surface condition as well as available product dimensions. For mandatory technical specifications, other requirements and dimensions, please contact our regional voestalpine BÖHLER sales companies. The data contained in this brochure is merely for general information and therefore shall not be binding on the company. We may be bound only through a contract explicitly stipulating such data as binding. Measurement data are laboratory values and can deviate from practical analyses. The manufacture of our products does not involve the use of substances detrimental to health or to the ozone layer.

voestalpine BÖHLER Edelstahl GmbH & Co KG

Mariazeller Straße 25
8605 Kapfenberg, AT
T. +43/50304/20-0
E. info@bohler-edelstahl.at
<https://www.voestalpine.com/bohler-edelstahl/de/>