

HIGH SPEED STEELS

Application Segments

- Cutting Tools
- Automotive

Available Product Variants

- Long Products*
- Plates

* Presented data refer exclusively to long products. Please observe the detailed explanations at the end of the data sheet (pdf).

Product Description

BÖHLER S790 MICROCLEAN – "The 1st MICROCLEAN"

High-speed steel manufactured in a powder metallurgy process, with good hot hardness, compressive strength, and wear resistance. PM technology gives it good toughness and excellent workability, including the best machinability.

Process Melting

- Powder metallurgy

Properties

- > Toughness & Ductility : high
- > Wear Resistance : good
- > Compressive strength : good
- > Edge Stability : good
- > Grindability : high
- > Hot Hardness (red hardness) : good

Applications

- > Broaches and Reamers
- > Cold Forming / Coining
- > Powder Pressing
- > Rolling
- > Industrial Knives
- > Special Cutting Tools
- > Wear parts
- > Machine knife (for producers)
- > Injection Components
- > Pumps
- > Roll Forming

Technical data

Material designation		Standards	
1.3345	SEL	4957	EN ISO
HS6-5-3C	EN		

Chemical composition (wt. %)

C	Cr	Mo	V	W
1.3	4.2	5	3	6.3

Material characteristics

	Compressive strength	Grindability	Red hardness	Toughness	Wear resistance	Edge Stability
BÖHLER S790 MICROCLEAR	★★★	★★★	★★	★★★★★	★★	★★★
BÖHLER S290 MICROCLEAR	★★★★★	★	★★★★★	★★	★★★★★	★★★★★
BÖHLER S390 MICROCLEAR	★★★★★	★★★	★★★★★	★★★★★	★★★★★	★★★★★
BÖHLER S393 MICROCLEAR	★★★★★	★★★	★★★★★	★★★★★	★★★★★	★★★★★
BÖHLER S590 MICROCLEAR	★★★★★	★★★	★★★★★	★★★	★★★	★★★
BÖHLER S690 MICROCLEAR	★★★	★★★	★★	★★★★★	★★★	★★
BÖHLER S793 MICROCLEAR	★★★	★★★	★★★★★	★★★	★★★	★★★

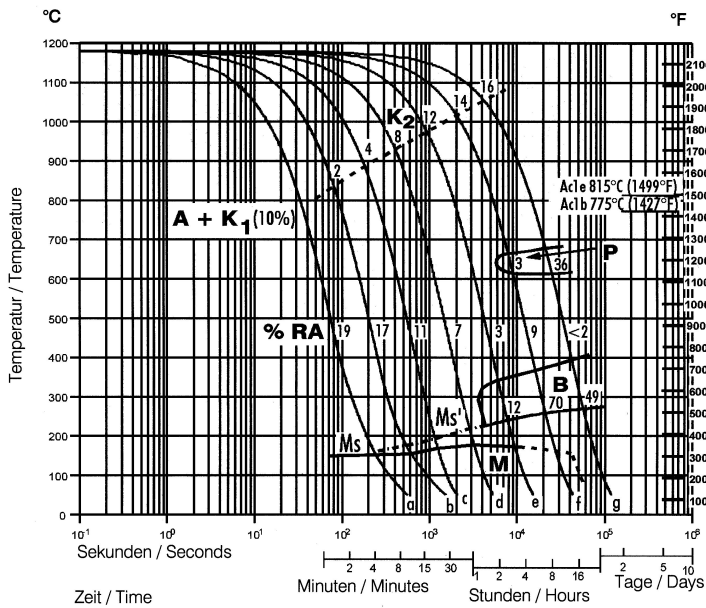
Delivery condition

Annealed	
Hardness (HB)	max. 280 drawn max. 300 HB
Tensile Strength (MPa)	max. 1,020
Yield Strength (N/mm ²)	max. 1,020

Heat treatment

Annealing		
Temperature	870 to 900 °C	870 to 900°C (1598 to 1652°F) The steel needs to be protected against decarburization. Through heating of the material is followed by controlled, slow furnace cooling at a maximum cooling rate of 10°C (50°F) per hour, down to approx. 700°C (1292°F). Final cooling in air.
Stress relieving		
Temperature	600 to 650 °C	Slow cooling furnace. To relieve stresses set up by extensive machining or in tools of intricate shape. After through heating, hold in neutral atmosphere for 1 to 2 hours.
Hardening and Tempering		
Temperature	1,050 to 1,200 °C	Salt bath, vacuum Preheating: 1st stage ~ 500 °C, 2nd stage ~ 850 °C, 3rd stage ~1050 °C (for higher austenitising temperature) Austenitising: for cutting applications at higher austenitising temperatures (>1130 °C), holding time after complete heating 80 seconds, maximum 150 seconds, to avoid material damage due to overtime. Austenitising: for cold work applications at lower austenitising temperatures (<1100°C). Holding time after complete heating 15 to 30 min Quenching: oil, warm bath (500 - 550 °C), gas.
Temperature	560 to 580 °C	Slow heating to tempering temperature immediately after austenitising. Dwell time in the furnace 1 hour per 20 mm material thickness (at least 1 hour) Slow cooling to room temperature between each tempering step 3 tempering cycles recommended Hardness see tempering chart

Continuous cooling CCT curves

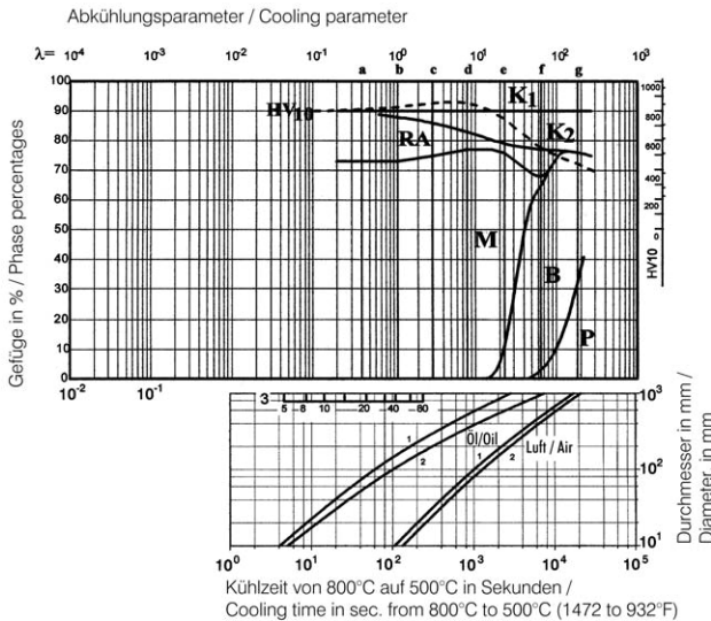


Austenitising temperature: 1180°C (2156°F)
Holding time: 180 seconds

- A....Austenite
- B....Bainite
- K....Carbide
- P....Pearlite
- M....Martensite
- RA...Retained Austenite

Sample	λ	HV10	Sample	λ	HV10
a	0,4	811	e	23,0	751
b	1,1	827	f	65,0	560
c	3,0	854	g	180,0	
d	8,0	855			

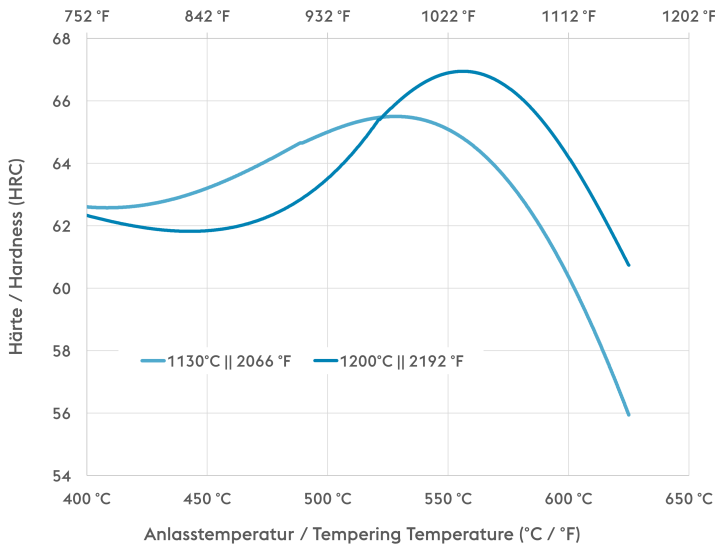
Quantitative phase diagram



- A....Austenite
- B....Bainite
- K....Carbide
- P....Pearlite
- M....Martensite
- RA...Retained Austenite

- 1....Edge or Face
- 2....Core
- 3....Jominy test: distance from quenched end

Tempering Chart



Holding time 3 x 2 hours
Specimen size: square 25 mm

Physical Properties

Temperature (°C)	20
Density (kg/dm ³)	8
Thermal conductivity (W/(m.K))	24
Specific heat (kJ/kg K)	0.42
Spec. electrical resistance (Ohm.mm ² /m)	0.54
Modulus of elasticity (10 ³ N/mm ²)	230

Thermal Expansions between 20°C | 68°F and ...

Temperature (°C)	100	200	300	400	500	600	700
Thermal expansion (10 ⁻⁶ m/(m.K))	11.5	11.7	12.2	12.4	12.7	13	12.9

If other available product variants are listed in addition to long products, please note that these may differ in terms of melting process, technical data, delivery and surface condition as well as available product dimensions. For mandatory technical specifications, other requirements and dimensions, please contact our regional voestalpine BÖHLER sales companies. The data contained in this brochure is merely for general information and therefore shall not be binding on the company. We may be bound only through a contract explicitly stipulating such data as binding. Measurement data are laboratory values and can deviate from practical analyses. The manufacture of our products does not involve the use of substances detrimental to health or to the ozone layer.

voestalpine BÖHLER Edelstahl GmbH & Co KG

Mariazeller Straße 25
8605 Kapfenberg, AT
T. +43/50304/20-0
E. info@bohler-edelstahl.at
<https://www.voestalpine.com/bohler-edelstahl/de/>