Overview of the Key Figures

voestalpine Group

In millions of euros	2010/11	2011/12	Change in %
Revenue	10,953.7	12,058.2	10.1
EBITDA	1,605.6	1,301.9	–18.9
EBITDA margin	14.7%	10.8%	
EBIT	984.8	704.2	–28.5
EBIT margin	9.0%	5.8%	
Employees (full-time equivalent)	45,260	46,473	2.7

voestalpine Divisions

In millions of euros	Steel	Special Steel	Metal Engineering	Profilform	Automotive
Revenue	4,130.3	2,945.0	2,955.6	1,251.5	1,224.6
EBIT	226.5	272.9	96.9	126.6	58.5
EBIT margin	5.5%	9.3%	3.3%	10.1%	4.8%
Employees (full-time equivalent)	10,702	12,363	11,344	4,556	6,808

Revenue

In millions of euros

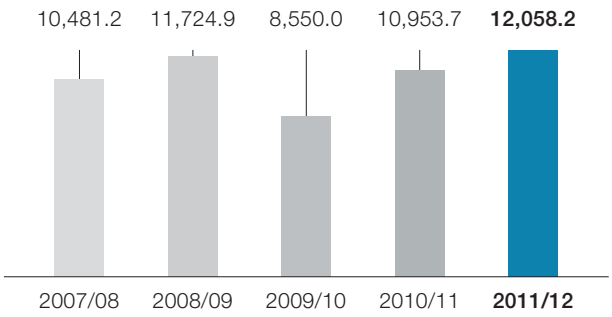

EBITDA Profit from operations before depreciation

In millions of euros

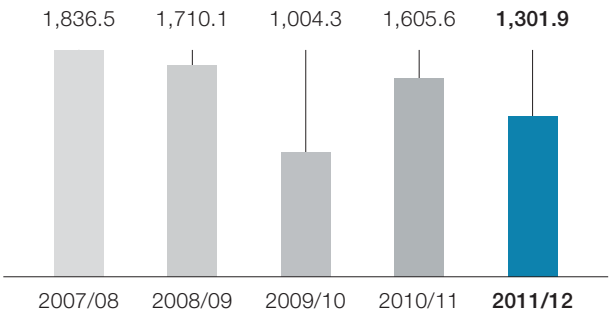

EBIT Profit from operations

In millions of euros

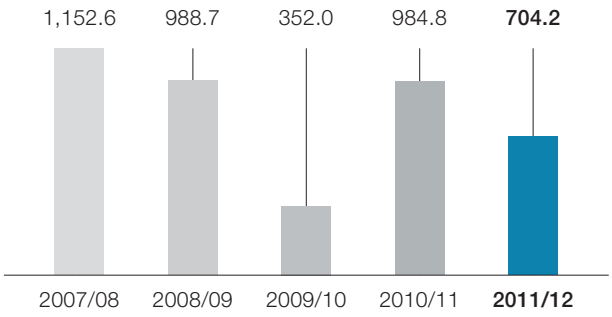

ROCE Return on capital employed
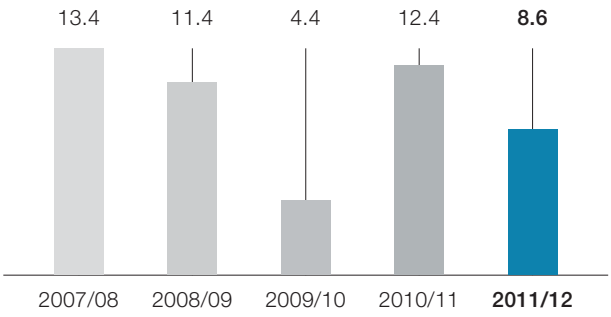
in %