

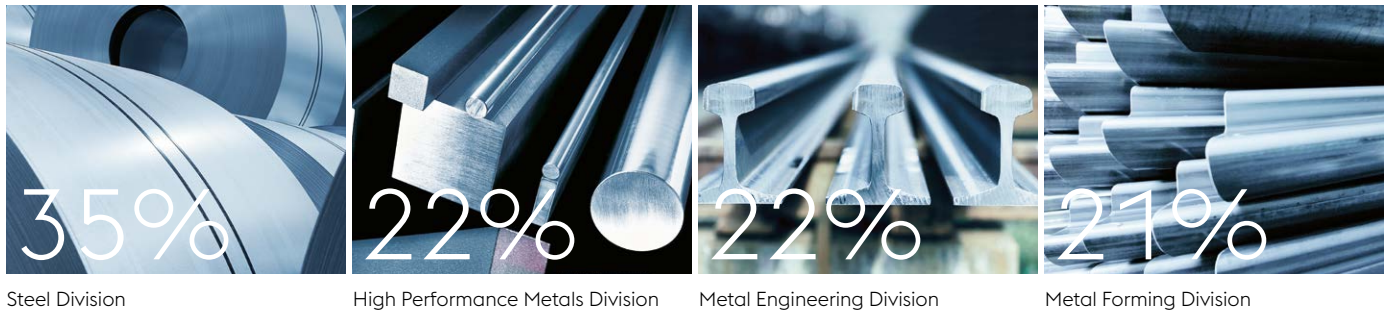
FACT SHEET

voestalpine GROUP

2018/19

GROUP STRUCTURE

SHARE OF GROUP SALES



ONE GROUP

5 CONTINENTS, 50 COUNTRIES, 500 GROUP COMPANIES AND LOCATIONS



Source © www.data2map.de

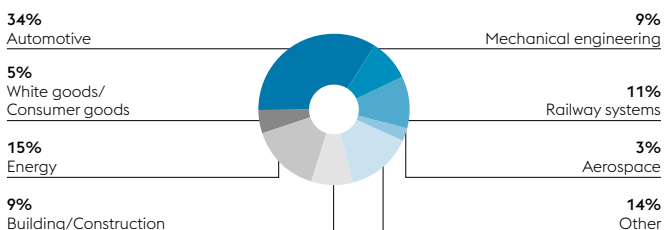
OVERVIEW

voestalpine is a leading technology group with combined material and processing expertise and a global market leader in its major business segments. The Group focuses on product and system solutions based on highest quality steel and other metals in technology-intensive industries and niche markets.

REVENUE BREAKDOWN

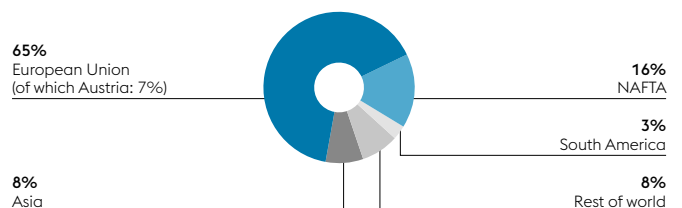
BY INDUSTRY SECTOR 2018/19

As percentage of Group revenue



BY REGIONS 2018/19

As percentage of Group revenue




UNIQUE BUSINESS MODEL

STEEL DIVISION

WORLDWIDE QUALITY LEADERSHIP

Global quality leadership in highest quality steel strip and global market leader in heavy plate for the most sophisticated applications as well as casings for large turbines.

The Steel Division is a strategic partner for Europe's well-known automobile manufacturers and major automotive suppliers. Additionally, it is one of the largest suppliers to the European consumer goods and white goods industries as well as to the mechanical engineering sector. voestalpine produces heavy plate for the energy sector that is used under extreme conditions in the oil and gas industries, for example, for deep-sea pipelines or in the permafrost regions of the world. Furthermore, the division is a global leader in the casting of large turbine casings.



High quality steel sheet



Heavy plate for oil & gas industry

HIGH PERFORMANCE METALS DIVISION

GLOBAL LEADERSHIP

Worldwide leadership in tool steel; leading position in high-speed steel and special forgings.

The High Performance Metals Division is the leading global manufacturer of high performance metals, which have specially developed material properties with regard to high resistance to wear, polishability, and toughness. Customers for these materials are the automotive and consumer goods industries in the segment of tool steel applications as well as the power plant construction industry and the oil and gas industries in the segment of special components. The division is also a leading supplier of forgings for the aviation and power generation industries.



Aircraft components



Tool steel

METAL ENGINEERING DIVISION

GLOBAL LEADERSHIP

Worldwide market leader in turnout technology; European market leader in rails and specially treated wire; and leading position in seamless tubes for special applications and high quality welding consumables.

The Metal Engineering Division has developed a leading position on the global railway market with its ultra long, head-hardened HSH® rails with a length of up to 120 meters. Furthermore, the division is the largest global provider of highly developed turnout systems as well as track-based monitoring systems for all railway applications. The division also has a leading market position in the specially treated wire segment, for sophisticated seamless tubes for the oil and gas industries worldwide, and high quality welding consumables.



Rails



Turnout systems

METAL FORMING DIVISION

GLOBAL LEADERSHIP

Global market leader in defined niches supplying high quality metal processing solutions with a global network and service.

Within voestalpine the Metal Forming Division constitutes the center of competence for highly refined sections, tubes and precision strip steel products as well as for ready-to-install system components made of pressed, stamped and roll-formed parts. Its combination of material expertise and processing competence, which is unparalleled throughout the industry, and its global presence make the division the preferred partner to customers who are looking for innovation and quality.



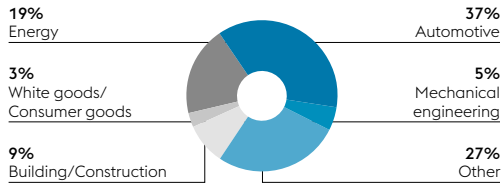
Automotive body parts



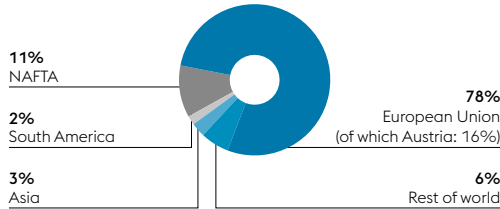
Special sections

REVENUE BREAKDOWN 2018/19 (EUR 4.9 BILLION)

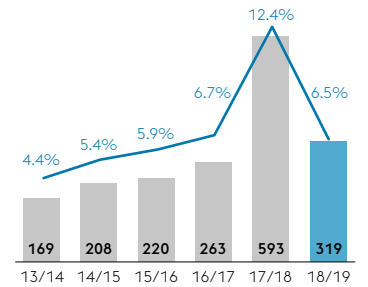
By industry sector (as percentage of divisional revenue)



By regions (as percentage of divisional revenue)



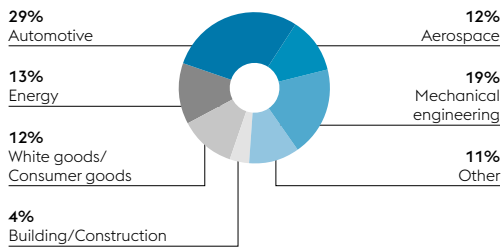
EBIT



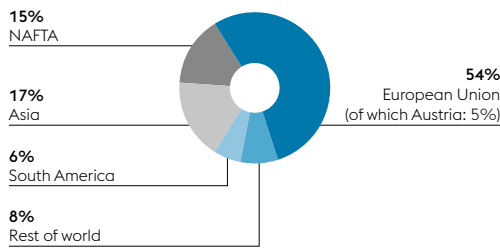
■ EBIT (in millions of euros) — EBIT margin (in %)

REVENUE BREAKDOWN 2018/19 (EUR 3.1 BILLION)

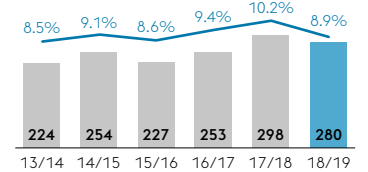
By industry sector (as percentage of divisional revenue)



By regions (as percentage of divisional revenue)



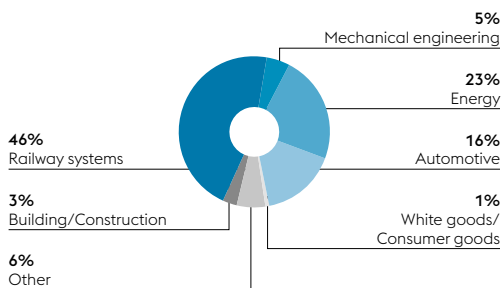
EBIT



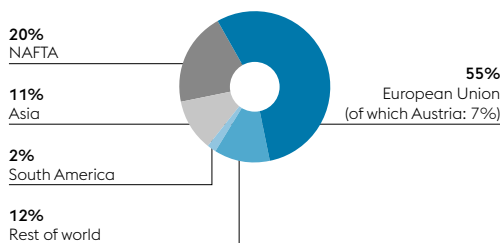
■ EBIT (in millions of euros) — EBIT margin (in %)

REVENUE BREAKDOWN 2018/19 (EUR 3.1 BILLION)

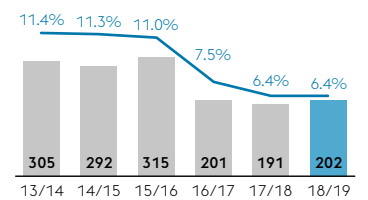
By industry sector (as percentage of divisional revenue)



By regions (as percentage of divisional revenue)



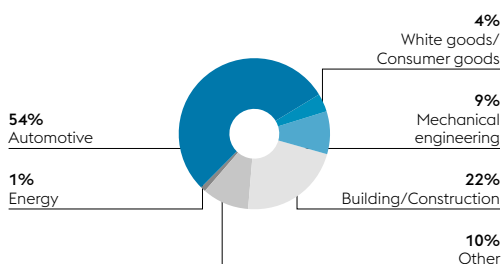
EBIT



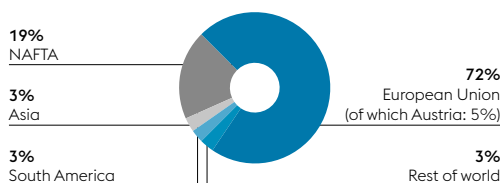
■ EBIT (in millions of euros) — EBIT margin (in %)

REVENUE BREAKDOWN 2018/19 (EUR 2.9 BILLION)

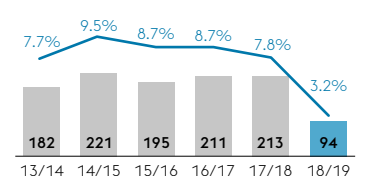
By industry sector (as percentage of divisional revenue)



By regions (as percentage of divisional revenue)



EBIT



■ EBIT (in millions of euros) — EBIT margin (in %)

DEVELOPMENT OF THE KEY FIGURES

	2014/15	2015/16	2016/17	2017/18 ¹	2018/19
Revenue	11,189.5	11,068.7	11,294.5	12,897.8	13,560.7
EBITDA	1,530.1	1,583.4	1,540.7	1,954.1	1,564.6
EBITDA margin	13.7%	14.3%	13.6%	15.2%	11.5%
EBIT	886.2	888.8	823.3	1,180.0	779.4
EBIT margin	7.9%	8.0%	7.3%	9.1%	5.7%
Profit before tax	739.0	751.3	699.9	1,042.5	645.7
Profit after tax ²	595.0	602.1	527.0	825.4	458.6
Return on capital employed (ROCE)	10.0%	9.2%	8.1%	11.1%	7.0%
Equity	5,115.0	5,651.6	6,060.3	6,554.3	6,709.8
Net financial debt	2,978.1	3,079.9	3,221.1	2,995.1	3,125.4
Net financial debt in % of equity (gearing)	58.2%	54.5%	53.2%	45.7%	46.6%
Market capitalization, end of period	5,878.7	5,143.5	6,506.2	7,506.0	4,832.6
Share price, end of period (euros)	34.10	29.41	36.90	42.57	27.07
Dividend per share (euros)	1.00	1.05	1.10	1.40	1.10 ³

¹ Business year 2017/18 retroactively adjusted.

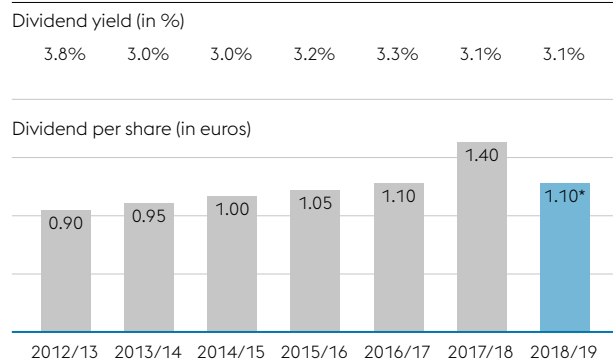
² Before deduction of non-controlling interests and interest on hybrid capital.

³ As proposed to the Annual General Meeting.

In millions of euros

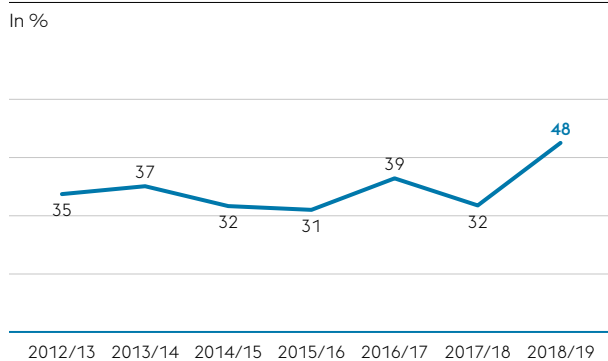
DIVIDEND POLICY

DIVIDEND PER SHARE AND DIVIDEND YIELD



* As proposed to the Annual General Meeting.

PAY-OUT RATIO



CONTINUOUS DIVIDEND PAYMENT SINCE IPO IN 1995

IR CONTACTS

Peter Fleischer

Head of Investor Relations
 peter.fleischer@voestalpine.com
 T. +43/50304/15-9949

Gerald Resch

Investor Relations Manager
 gerald.resch@voestalpine.com
 T. +43/50304/15-3152

Bloomberg VOE AV
 Reuters VOES.VI

FINANCIAL CALENDAR

Annual General Meeting	July 3, 2019
Ex-dividend date	July 11, 2019
Record date for dividend payment	July 12, 2019
Dividend payment date	July 15, 2019
Letter to shareholders for the first quarter of 2019/20	August 7, 2019
Letter to shareholders for the second quarter of 2019/20	November 6, 2019
Letter to shareholders for the third quarter of 2019/20	February 6, 2020
Annual Report 2019/20	June 3, 2020

voestalpine AG

voestalpine-Strasse 1
4020 Linz, Austria
T. +43/50304/15-0
F. +43/50304/55-Ext.
www.voestalpine.com

voestalpine

ONE STEP AHEAD.