Fastening Screw Thread	Dimension
Fitting Key Cam Base	1xM8x25 / DIN 912
Wear Plates Cam Base	4xM6x10 / DIN 7991
Cam Driver	2xM8x25 / DIN 912
Side Plates	6xM6x12 / DIN 6912
Positiv Return	2xM5x15 / DIN 912
.	.

Diese Zeichnung ist geistiges Eigentum der voestalpine Giesserei Linz GmbH. Eine Weitergabe an Dritte ohne unsere Zustimmung ist nicht erlaubt.
This drawing is intellectual property of voestalpine Giesserei Linz GmbH. A transfer to a third party without our agreement is not allowed.

Screw tolerance: ±0,2
Locating pin tolerance: ±0,01

Schnitt B-B
Maßstab: 1:1

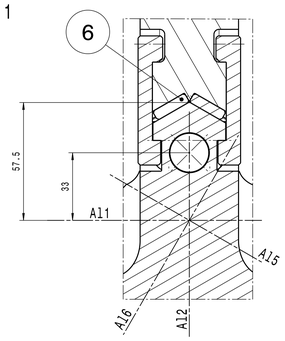

PLAN VIEW
CAM BASE

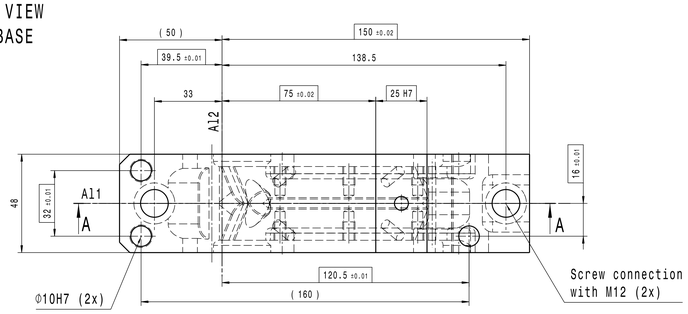

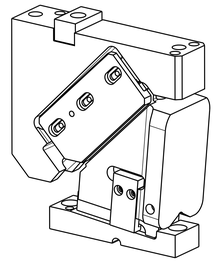

Isometrische Ansicht
Maßstab: 1:2

Ansicht X
Maßstab: 1:1

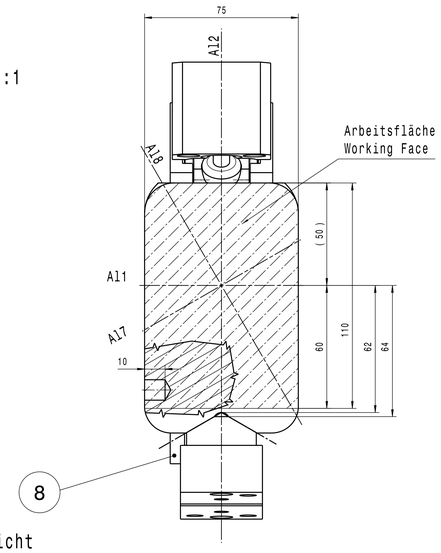

Vorderansicht
Maßstab: 1:1

Schnitt A-A
Maßstab: 1:1

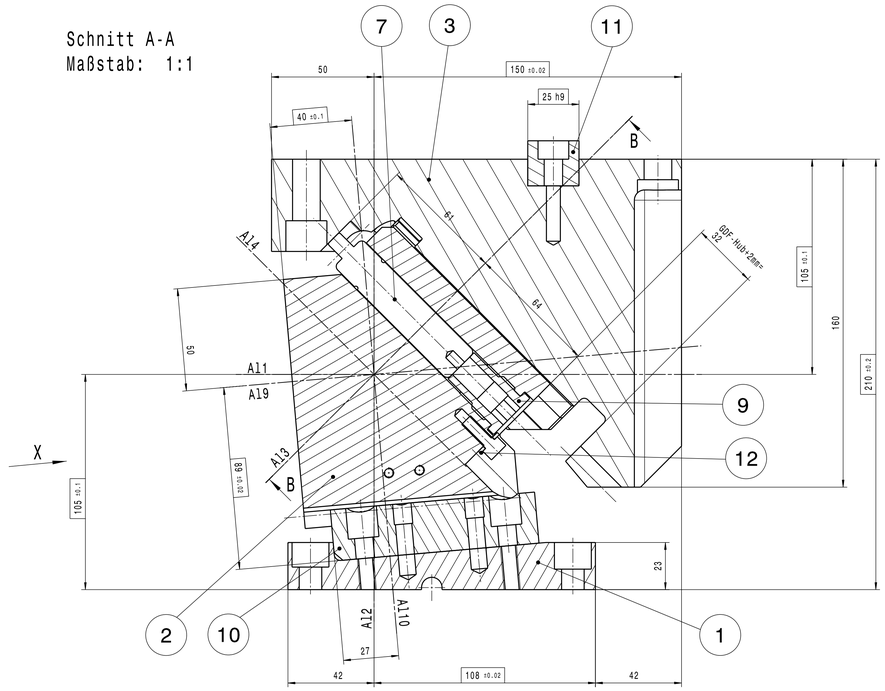

SCHIEBERDIAGRAMM
CAM DIAGRAM
Maßstab 2:1

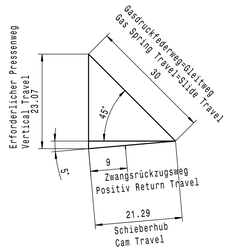

roh (Rz 100 Rz 25 Rz 6,3)

Technische Daten / Specification:
Schieberweg / Travel of Cam: 21,3mm
Arbeitsfläche / Working Face: 75x110mm
Gasfederrückzugskraft / Stripper Force min.: 750N

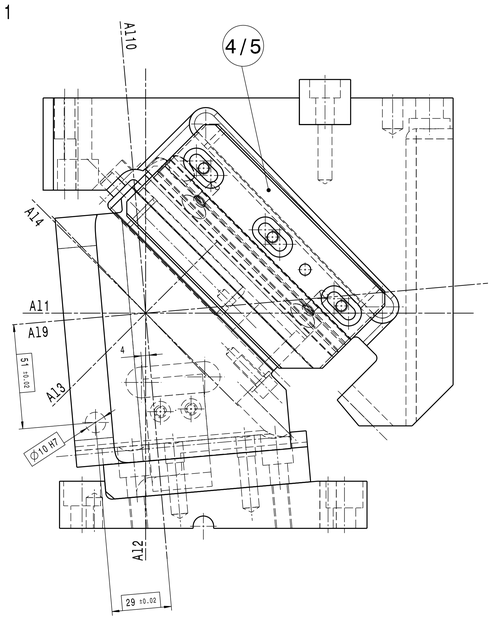

Plan View
CAM DRIVER

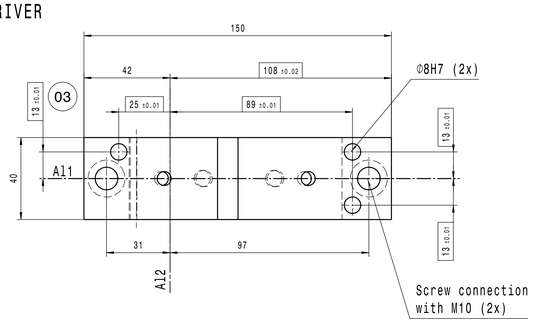

Component Parts: 29021

Pos.-No.	Anzahl	Bezeichnung	Material	Hersteller	Id.-Nr.
1	1	Cam Driver	min.400 MPa (Casting 108005 IND.B)	voestalpine	107715
2	1	Cam Slider	min.400 MPa (Casting 108011 IND.B)	voestalpine	107912
3	1	Cam Base	min.400 MPa (Casting 108015 IND.B)	voestalpine	107854
4	1	Side Plate (L)	WF 750/1A (125x63x12)	voestalpine	23277
5	1	Side Plate (R)	WF 750/1A (125x63x12)	voestalpine	23278
6	2	Wear Plate (A)	WF 750/1A (125x18x5)	voestalpine	18999
7	1	Gas Spring Ejector	Ø19/L=118/Stroke=38/F=min.750N	voestalpine	101542
8	1	Positiv Return	min. 400 MPa (55x29x11)	voestalpine	108021
9	1	Lock Screw	min. 400 MPa M22x1,5 (Ø25x35)	voestalpine	108023
10	1	Cam Bottom Plate	WF 750/1A (100x30x25)	voestalpine	23279
11	1	Fitting Key	1.0503.07 (45x25x22)	voestalpine	108022
12	1	Lock Washer	DIN 125 (Ø6.4) 1.7225	voestalpine	105553
13	.	.	.	.	.
14	.	.	.	.	.
15	.	.	.	.	.
16	.	.	.	.	.
17	.	.	.	.	.
18	.	.	.	.	.
19	.	.	.	.	.
20	.	.	.	.	.
21	.	.	.	.	.
22	.	.	.	.	.

voestalpine
Giesserei Linz GmbH

Position: | Amount: | Material:
Discription: | Sheet-No.:

Zu.	Modification	Date	Name
08			
07			
06			
05			
04			
03	03	2011-12-01	SCHWER
02	02	2011-04-28	RIESS
01	01	2010-03-08	Kolli

	Date	Name
Bearbeitet	2009-11-26	Kolli
Geprüft		
Norm		

ISO 2768
m

Scale: 1:1

Dateiname: ES_OT_0075_05__IND_03__29021__HUB_21_3__2011_12_01__SCHWER

Discription:
Elementary Cam
ES-OT 075-5°
21,3 Stroke

Ident-No.: 29021

Drawing-Number: Assembly

Index-No. 03