Diese Zeichnung ist geistiges Eigentum der voestalpine Camtec GmbH.
Eine Weitergabe an Dritte ohne unsere Zustimmung ist nicht erlaubt.
This drawing is intellectual property of voestalpine Camtec GmbH.
A transfer to a third party without our agreement is not allowed.

Section view C-C

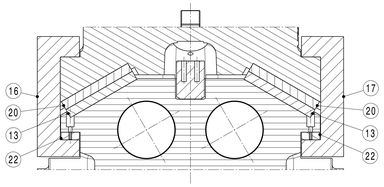

Bottom View
CAM - DRIVER

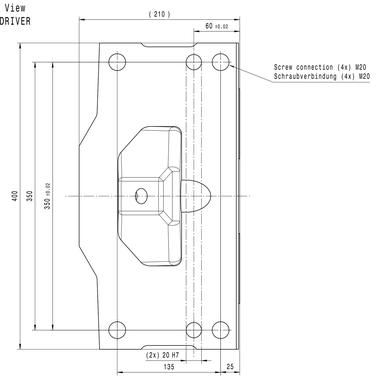

CAM-DIAGRAM (1:1)

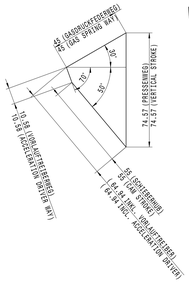

Isometric view

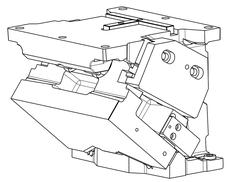

Description Bezeichnung	Finished Part Fertigteil [kg]
Cam Driver Treiber	55.44
Cam Slider Schieberteil	107.99
Cam Base Schieberbett	73.22
Add-on Parts Anbauteile	51.56
Total Weight Gesamtgewicht	288.21

Section view A-A

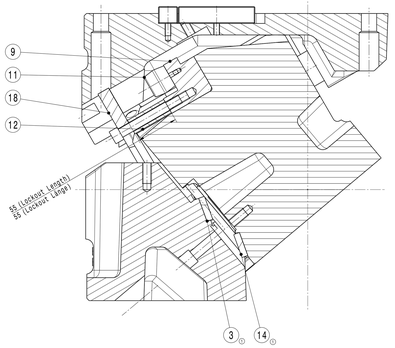

Right view

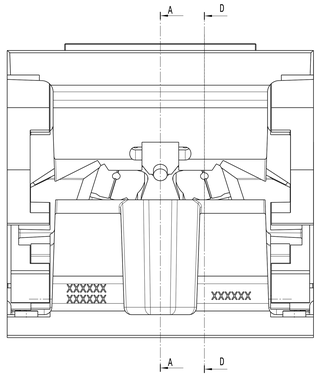

Front view

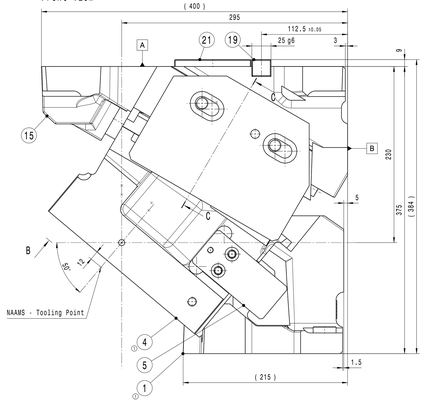

Auxiliary view B

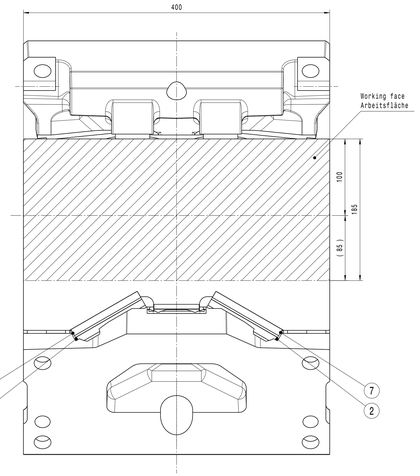

Screw - Position Schraubenposition	Id. No. Id. Nr.	Description Bezeichnung	DIN	Dim.	Mechanical-Resistance Festigkeitsklasse	Quantity Stückzahl
Wear Plate - Cam Base (A) Gleitleiste - Schieberbett (A)	112572	Cyl. Head Screw Zyl. Kopf Schraube	DIN 912	M8x16	10.9	8
Wear Plate - Cam Slider (B) Gleitleiste - Schieberteil (B) (Next to Driver - Treiberseitig)	112572	Cyl. Head Screw Zyl. Kopf Schraube	DIN 912	M8x16	10.9	8
Wear Plate - Cam Slider (C) Gleitleiste - Schieberteil (C) (Next to Side Plate - Führungsklammerseitig)	112579	Low Head Screw Flachkopf Schraube	DIN 7984	M6x16	10.9	6
Wear Plate - Cam Slider (D) Gleitleiste - Schieberteil (D) (Next to Cam Base - Schieberbettseitig)	112572	Cyl. Head Screw Zyl. Kopf Schraube	DIN 912	M8x16	10.9	8
Wear Plate - Driver (E) Gleitleiste - Treiber (E)	112572	Cyl. Head Screw Zyl. Kopf Schraube	DIN 912	M8x16	10.9	8
Wear Plate - Acceleration Driver (Driver) (F) Gleitplatte - Vorlauftreiber (Treiber) (F)	112579	Low Head Screw Flachkopf Schraube	DIN 7984	M6x16	10.9	2
Wear Plate - Acceleration Driver (Cam Slider) (G) Gleitplatte - Vorlauftreiber (Schieberteil) (G)	112579	Low Head Screw Flachkopf Schraube	DIN 7984	M6x16	10.9	2
Safety Plate Sicherungsplatte	112561	Cyl. Head Screw Zyl. Kopf Schraube	DIN 912	M6x20	10.9	4
Side Plate Führungsklammer	112589	Cyl. Head Screw Zyl. Kopf Schraube	DIN 912	M16x40	10.9	4
	112590	Washer Scheibe	DIN 433	M16	-	4
	112591	Dowel Pin Zylinderstift	DIN 7979D	Ø12x32 - M6	-	2
Pin Puller Stiftzieher	112560	Flange -Oval Head Screw Linsenschraube mit Flansch	ISO7380-2	M6x12	10.9	1
Positive Return Zwangsrückzug	112587	Cyl. Head Screw Zyl. Kopf Schraube	DIN 912	M10x25	10.9	4
Lockout	112576	Cyl. Head Screw Zyl. Kopf Schraube	DIN 912	M12x90	10.9	1
Stop Block Anschlag	112573	Cyl. Head Screw Zyl. Kopf Schraube	DIN 912	M8x35	10.9	2
Stop Plate Halteplatte	112508	Cyl. Head Screw Zyl. Kopf Schraube	DIN 912	M8x22	10.9	2
Fitting Key Passfeder	112508	Cyl. Head Screw Zyl. Kopf Schraube	DIN 912	M8x22	10.9	2
Driver - Lock Screw Treiber - Lock Schrauben	112565	Cyl. Head Screw Zyl. Kopf Schraube	DIN 912	M12x80	10.9	1

Item No. Stücklistennr.	Quantity Stückzahl	Part Description Teilbezeichnung	Basis ID	Waterial Werkstoff	Index
1	1	401420__Cam_Driver_400-50__01	401404	EN-GJS 700-2	1
2	2	18314__Wear_Plate_12x100x160__00	18947	1.7225	0
3	1	19599__Wear_Plate_8x60x32__00	-	1.7225	0
4	1	401436__Cam_Slider_400-80__01	401430	EN-GJS 700-2	1
5	2	22322__Positive_Return__00	-	1.7225	0
6	2	112285__Gas_Spring__00	-	-	-
7	2	18237__Wear_Plate_12x100x125__00	-	WF 750/1A	0
8	2	22326__Lock_Plate__00	-	1.7225	0
9	1	22336__Stop_Block__00	-	1.7225	0
10	2	23372__Safety_Plate__00	-	1.7225	0
11	1	1110348__Damping_Element__00	-	-	-
12	1	22333__Lockout__00	-	1.0038	0
13	2	18296__Wear_Plate_12x100x200__00	18945	1.7225	0
14	1	19601__Wear_Plate_8x60x32__00	-	WF 750/1A	0
15	1	401454__Cam_Base_400-30__00	-	EN-GJS 700-2	0
16	1	22342__Side_Plate_BG6_400-500__00	-	1.7225	0
17	1	22344__Side_Plate_BG6_400-500__00	-	1.7225	0
18	1	22345__Stop_Plate__00	-	1.7225	0
19	1	23385__Fitting_Key__00	-	1.0503	0
20	2	18669__Wear_Plate_12x100x225__00	-	WF 750/1A	0
21	1	23391__Fitting_Key__00	-	1.0503	0
22	2	18679__Wear_Plate_Sinter_10x24x200__01	-	1.7225/Sinter	0

Section view D-D

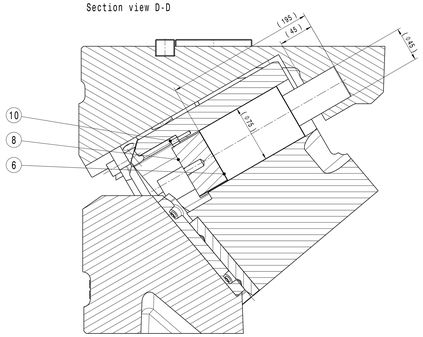

Front view
CAM - SLIDER

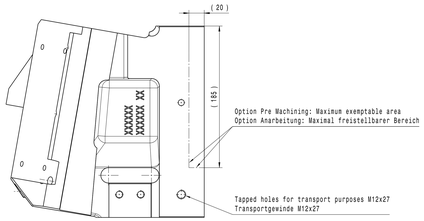

Top View
CAM - BASE

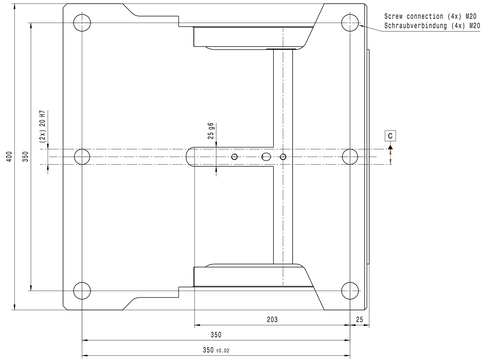

Specifications / Technische Daten:
Cam Stroke / Schieberhub: 55mm
Working Face / Arbeitsfläche: 400 x 185mm
Sliding surfaces hardened / Gleitflächen gehärtet

voestalpine
Camtec GmbH

Description/Beschreibung: Aerial Cam / Oberteilschieber

Modification	Date/Datum	Name		Date/Datum	Name
01	2023-03-14	WOLF	drawn gezeichnet	2019-04-18	LACK
			checked geprüft	2019-04-18	REISCHL

Description/Beschreibung: OT-400-50°
Customer-Drawing
Kundenzeichnung

Premium: 27230
Basis: 27730

Ident-No.:

ISO 2768
mK

Scale/Maßstab: 1:2

Drawing-Number/Zeichungsname: 27230__ZSB_O-KS_400-50__01

Index: 01

Klassifizierung: ÖFFENTLICH
classification: PUBLIC