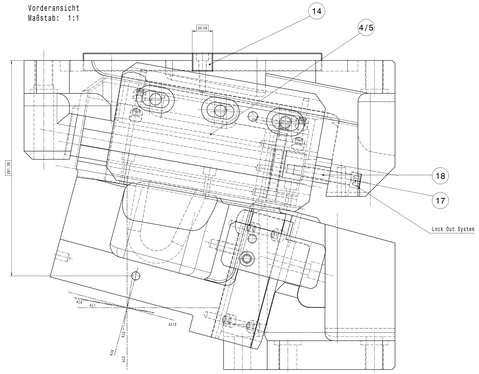

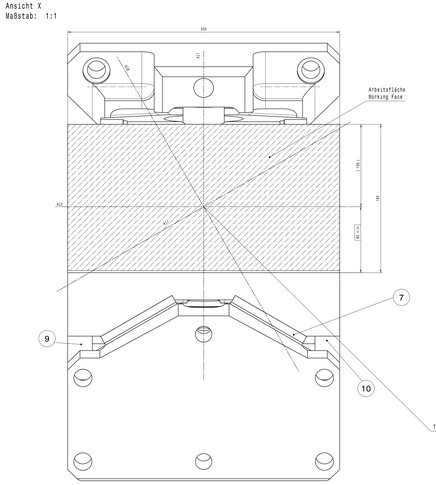

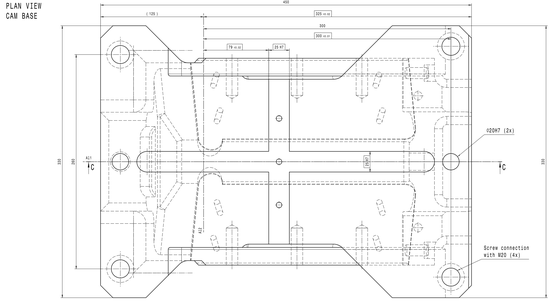

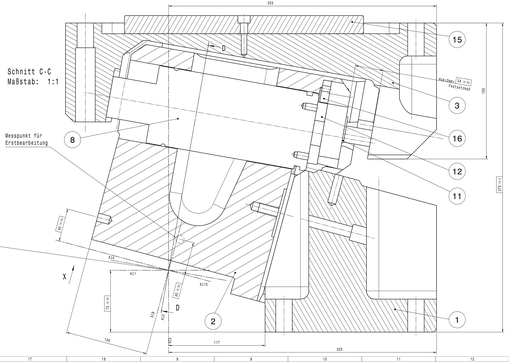

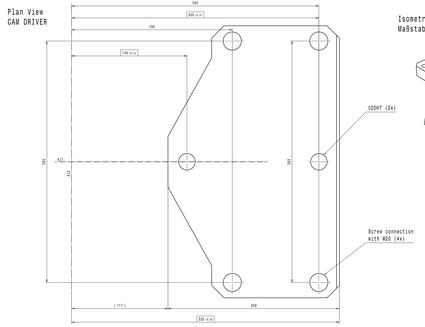

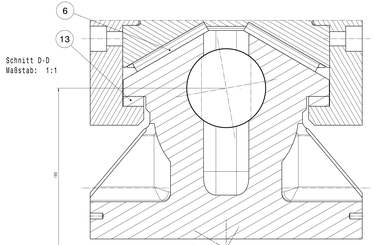

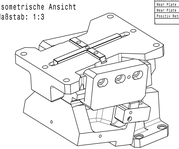

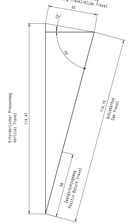

Positioning Screw Thread	Zyanosyan	Diese Zeichnung ist geistiges Eigentum der voestalpine Giesserei Linz GmbH. Sie darf weder an Dritte ohne unsere Zustimmung weitergegeben noch	
Fitting Key	2.4.0.0.4.20		
Slide Plate	2.4.0.0.4.21		
Wear Plate – Cam Base	2.4.0.0.4.22	This drawing is confidential property of voestalpine Giesserei Linz GmbH. Transfer to a third party without prior agreement is not allowed.	
Wear Plate – Cam Slider	2.4.0.0.4.23		
Plastic Return	2.4.0.0.4.24		

Tolerances: ISO 2768 m
Leading pin tolerance: +0,01

$\sqrt{Ra\ 1,6}$ $\sqrt{Ra\ 3,2}$ $\sqrt{Ra\ 6,3}$ $\sqrt{Ra\ 12,5}$

Technische Daten / Specification:
Schubweg / Travel of Cam: 114,1mm
Arbeitsfläche / Working Face: 320x180mm
Spannkraftsicherungskraft / Stringer Force min.: 3000mN

Component Parts: 23392

Pos. Nr.	Anzahl	Benennung	Werkstoff	Werkstoff	Zeichnungs-Nr.	
1.	1	Cam driver	1.7225	vergütetes Stahl	103968	
2.	1	Cam Slider	1.7225	vergütetes Stahl	103968	
3.	1	Cam Base	1.7225	vergütetes Stahl	103975	
4.	1	Slide Plate (1)	1.7225 (140x60x20)	vergütetes Stahl	103958	x
5.	1	Slide Plate (B)	1.7225 (140x60x20)	vergütetes Stahl	103958	
6.	2	Wear Plate (A)	MF 750/M (150x150x12)	vergütetes Stahl	18242	
7.	2	Wear Plate (B)	MF 750/M (150x150x12)	vergütetes Stahl	18242	
8.	1	Fitting Key (A)	1.0060.07 (25x25x80)	vergütetes Stahl	23357	
9.	1	Plastic Return	1.7225 (120x50x25)	vergütetes Stahl	103938	
10.	1	Plastic Return	1.7225 (120x50x25)	vergütetes Stahl	103940	
11.	2	Damping Element	PUR(42D+65)	vergütetes Stahl	103968	
12.	1	Lock Plate	1.7225 (75x77x12)	vergütetes Stahl	103982	
13.	2	Wear Plate (C)	MF 750/M (20x20x11)	vergütetes Stahl	18407	
14.	2	Fitting Key (A)	1.0060.07 (25x25x80)	vergütetes Stahl	23360	
15.	1	Fitting Key (B)	1.0060.07 (25x25x80)	vergütetes Stahl	23977	
16.	1	Safety Plate	1.7225 (30x27x15)	vergütetes Stahl	104000	x
17.	1	Lock Out Tube	1.7225 (ø20x3.5x34)	vergütetes Stahl	23398	
18.	1	Lock Out Tube	1.7225 (ø20x3.5x34)	vergütetes Stahl	23398	
19.	-	-	-	-	-	-
20.	-	-	-	-	-	-
21.	-	-	-	-	-	-
22.	-	-	-	-	-	-

voestalpine
Giesserei Linz GmbH

28				Änd.	Datum	Benennung: Aerial Cam KS-OT 330-75° 114,1 Stroke	Zeichn.-Nr.: 23392
27			Gezeichnet				
26			Geprüft				
25			Norm				
24						Maßstab: 1:1	Blatt-Nr.: 8
23	(R)	2014-11-18	DAMM	ISO 2768	Datum	Zusammenbau	
22	(R)	2014-10-31	Bach				
21	(R)	2014-10-17	Kaiser	m			
20	Benennung	Nr.	Name	Dateiname: KS_OT_0330_75_114_CAM_ASSY_V1.7_2014_11_20_SCHWER			