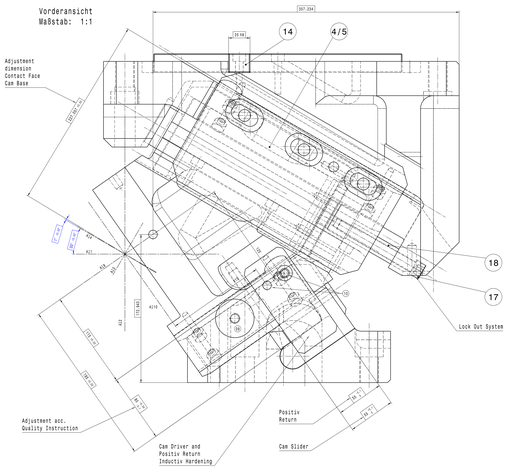

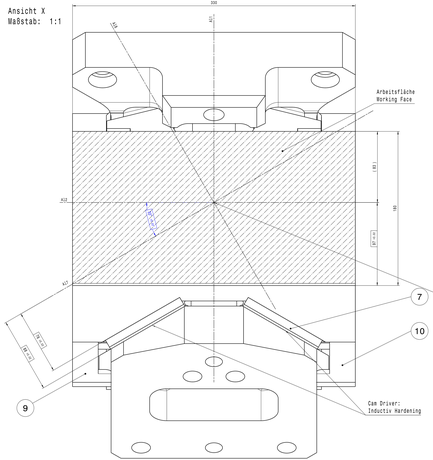

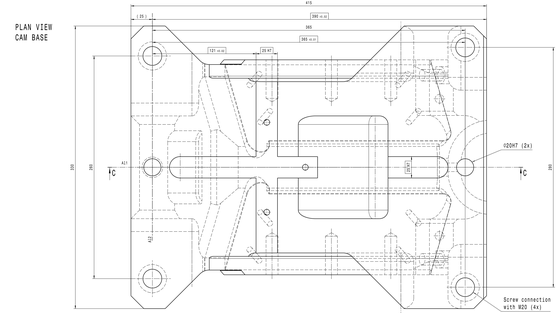

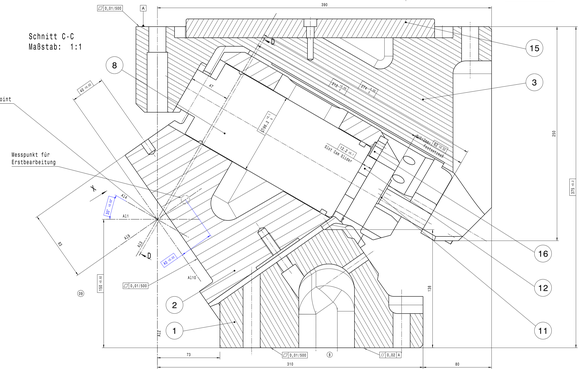

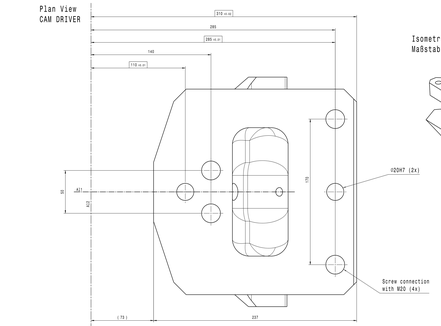

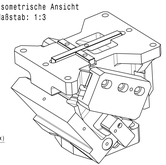

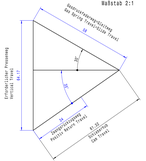

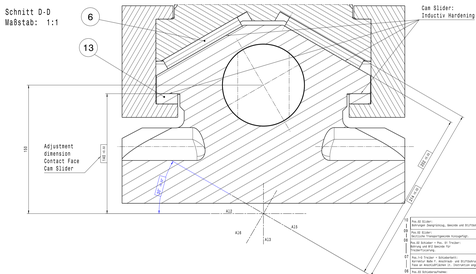

Fastening Screw Thread	Dimension	Diese Zeichnung ist geistiges Eigentum
Fitting Pin	3 x 8 x 20	Dieser der vorstehenden Konnexrs Lizz GmbH.
Slide Plate	4 x 63 x 45	Eine Weitergabe an Dritte ohne unsere
Wear Plate - Cam Base	4 x 8 x 8	Ausdrückliche Zustimmung ist
Wear Plate - Cam Slider	4 x 8 x 25	This drawing is intellectual property
Positiv Return	2 x 63 x 30	of vorestalpine Konnexrs Lizz GmbH.
		It is forbidden to share it without
		our agreement is not allowed.

Screw tolerance: ±0.2
Locating pin tolerance: ±0.01

Component Parts: 23512

Pos.-No.	Anzahl	Bezeichnung	Material	Hersteller	Id.-Nr.
1	1	Cam driver	0.7070	vorestalpine	123321
2	1	Cam slider	0.7070	vorestalpine	123322
3	1	Cam Base	0.7070	vorestalpine	123323
4	1	Slide Plate (L)	1.7225 (14034SCr05)	vorestalpine	123319
5	1	Slide Plate (R)	1.7225 (14034SCr05)	vorestalpine	123318
6	2	Wear Plate (A)	MF 750/14 (150x200x12)	vorestalpine	132342
7	2	Wear Plate (B)	MF 750/14 (150x200x12)	vorestalpine	132342
8	1	Gas Spring Ejector	BB.15-EG000.080.TO WB HU&HO:SB	DADCO	121587
9	1	Positiv Return	1.7225 (125CrMo4)	vorestalpine	123329
10	1	Positiv Return	1.7225 (125CrMo4)	vorestalpine	123322
11	2	Damping Element	PUR-A51H41	vorestalpine	123341
12	1	Lock Plate	1.7225 (75Cr1Ten12)	vorestalpine	123342
13	2	Wear Plate (C)	MF 750/14 (20x200x12)	vorestalpine	18037
14	2	Fitting Pin (A)	1.0503.07 (20x20GM)	vorestalpine	23395
15	1	Fitting Pin (B)	1.0503.07 (20x20GM)	vorestalpine	23395
16	1	Safety Plate	1.7225 (42CrMo4)	vorestalpine	123358
17	2	Lock Out Screw	DIN 912 M12x100	vorestalpine	23883
18	2	Lock Out Tube	1.7225 (42CrS.SuGi)	vorestalpine	23889
19	-	-	-	-	-
20	-	-	-	-	-
21	-	-	-	-	-
22	-	-	-	-	-

Technische Daten / Spezifikation:
Schubweg / Travel of Cam: 61,3mm
Arbeitsfläche / Working Face: 320x180mm
Gasfederrückzugskraft / Stripper Force min.: 3050daN

Änderungen:						Datum: Geprüft: Norm: Name:
Ersetzt für:						Ersetzt durch:
Ersetzt durch:						
vorestalpine Gesenkrol Lizz GmbH						
08						
07				Bearbeitet		
06				Geprüft		
05	C	2021-10-13	SCHMID	Norm		
04	B	2019-11-12	SCHMID			
03	A	2019-11-06	SCHMID	2D3 ZTRB	Maßstab: 1:1	Blatt-Nr.: 10
02	A	2019-10-15	Bauer	B	Zusammenbau	
01	A	2019-10-11	Bauer			
Pos.	Änderungsindex	Datum	Name	Dateiname: KS_OT_0330_35_CNC_16_23512_HUB 61 3_ 2021_10_14_SCHMID		

Aerial Cam
KS-OT 330-35°
61,3 Stroke

23512