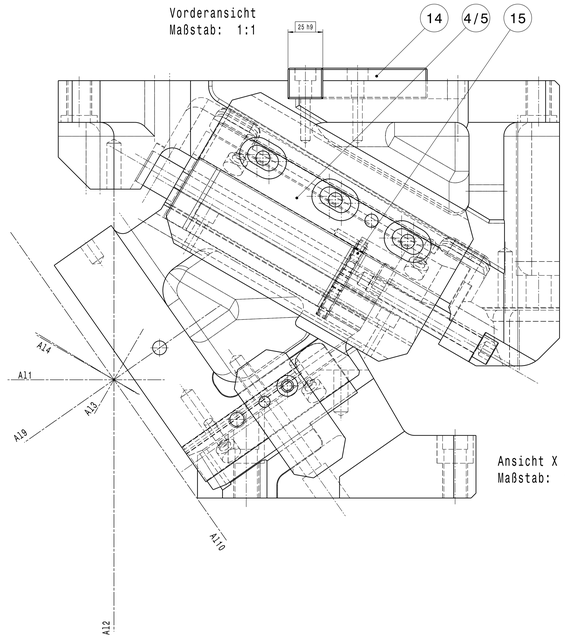

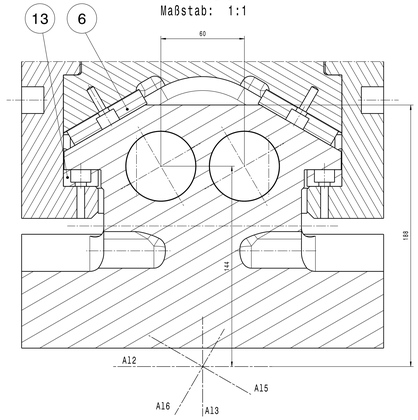

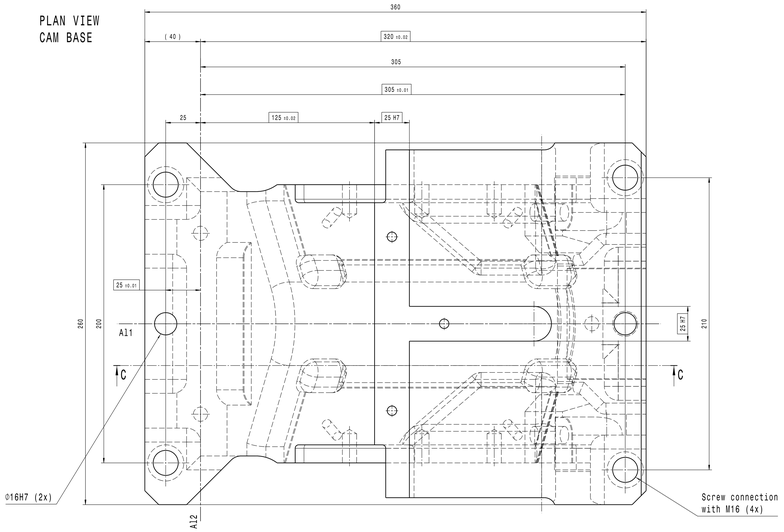

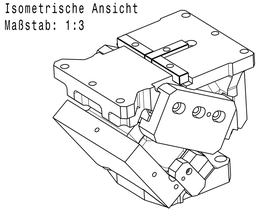

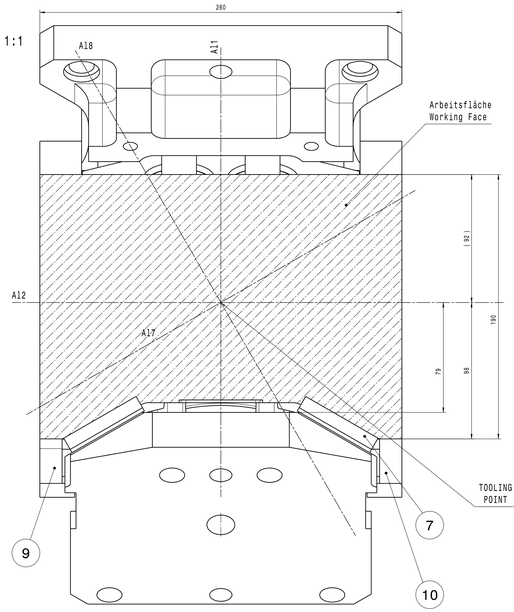

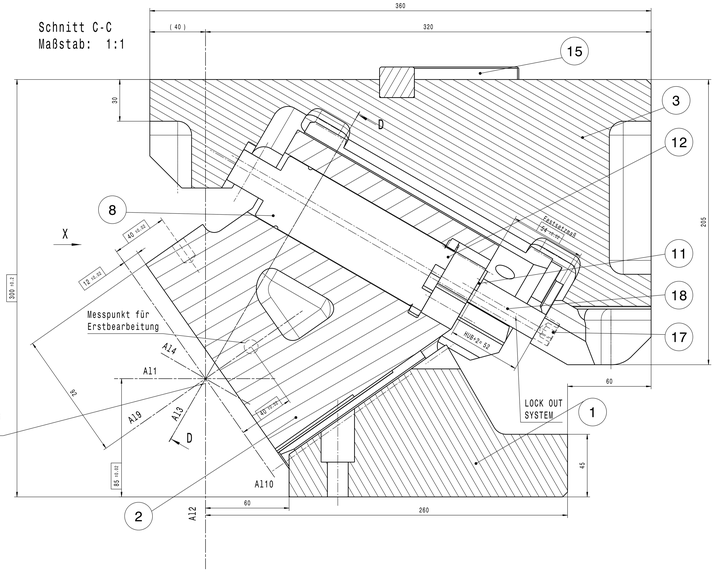

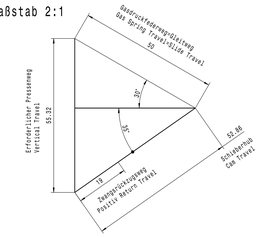

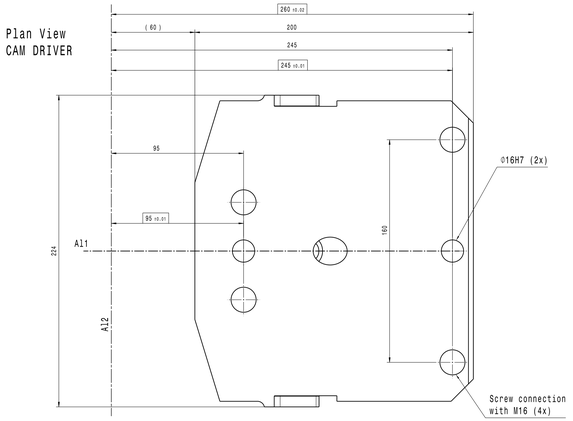

Fastening Screw Thread	Dimension
Fitting Key	3 x M 8 x 25
Slide Plate	6 x M12 x 18
Wear Plate - Cam Base	4 x M 8 x 15
Wear Plate - Cam Slider	4 x M 8 x 17
Positiv Return	2 x M 8 x 15
	-

Diese Zeichnung ist geistiges Eigentum der voestalpine Camtec GmbH. Eine Weitergabe an Dritte ohne unsere Zustimmung ist nicht erlaubt. This drawing is intellectual property of voestalpine Camtec GmbH. A transfer to a third party without our agreement is not allowed.

Screw tolerance: ±0,2
Locating pin tolerance: ±0,01

√roh (√Rz 100 √Rz 25 √Rz 6,3)

Technische Daten / Specification:
Schieberweg / Travel of Cam: 52,86mm
Arbeitsfläche / Working Face: 190x260mm
Gasfederrückzugskraft / Stripper Force min.: 930daN

Component Parts: 23497

Pos.-No.	Anzahl	Bezeichnung	Material	Hersteller	Id.-Nr.
1	1	Cam driver	0.7070	voestalpine	103537
2	1	Cam Slider	0.7070	voestalpine	103538
3	1	Cam Base	0.7070	voestalpine	103539
4	1	Side Plate (L)	1.7225 (125x200x55)	voestalpine	103476
5	1	Side Plate (R)	1.7225 (125x200x55)	voestalpine	103477
6	2	Wear Plate (A)	WF 750/1A (60x12x200)	voestalpine	18234
7	2	Wear Plate (B)	WF 750/1A (60x12x125)	voestalpine	18232
8	2	Gas Spring Ejector	90.3.00750.080. 060 Hub 80 / eff 50	DADCO	101566
9	1	Positiv Return	1.7225 (45x95x25)	voestalpine	103478
10	1	Positiv Return	1.7225 (45x95x25)	voestalpine	105540
11	2	Damping Element	PUR(Ø16x25)	voestalpine	101512
12	2	Lock Plate	1.7225 (Ø59x8)	voestalpine	105541
13	2	Wear Plate (C)	WF 750/1A (25x12x200)	voestalpine	18208
14	1	Fitting Key (B)	1.0503.07 (25x22x100)	voestalpine	23391
15	2	Fitting Key (A)	1.0503.07 (25x22x100)	voestalpine	23391
16	1	Safety Plate	1.7225 (52x30x6)	voestalpine	105741
17	2	Lock Out Screw	DIN 912 M12x90	voestalpine	23791
18	1	Lock Out Tube	1.7225 (ØØ2x3.5x54)	voestalpine	23792
19	.	.	.	.	.
20	.	.	.	.	.
21	.	.	.	.	.
22	.	.	.	.	.

voestalpine Camtec GmbH

				Date	Name
08					
07			Bearbeitet		
06			Geprüft		
05	(11)	2022-01-17	SCHWER	Norm	
04	(10)	2022-02-22	SCHWER		
03	(9)	2019-09-06	SPETH	ISO 2768	
02	(8)	2019-01-28	SCHWER	m	
01	(7)	2007-05-16	Kismer		
Zu:	Modifikation	Date	Name		

Position: | Amount: | Material:
Description: | Sheet-No.:

Description: Aerial Cam KS-OT 260-35° 52,9 Stroke — Ident-No.: 23497

Scale: 1:1 — Drawing-Number: Zusammenbau — Index-No.: 11

Dateiname: KS_OT_0260_35__IND_11__23497__HUB_52_9__2022_01_17__SCHWER