



SPRING STEEL WIRE*



*) FOR THE PRODUCTION OF TENSILE, PRESSURE AND TORSION SPRINGS

REQUIREMENTS AND STANDARDS

EN 10270
DIN 17223 Blatt 1
ASTM A 227
ASTM A 228
BS 5216
NF A 47-301
JIS G 3521
SIS 14 17 74
ISO 8485-2
Additional customer requirements on agreement.

TOLERANCES

DIN 177
DIN 668
DIN 671
DIN 2076
EN 10278
According to customer requirements.

QUALITY MANAGEMENT

In accordance with EN ISO 9001.
Certification by Det Norske Veritas since 1992. EN ISO 9001, ISO TS 16949, EMAS, EN ISO 14.001, EN ISO 17025




TYPES

Surface	● Round wire	■ Section wire*)
In accordance with DIN 1653	Ø mm	Cross-section mm ²
Bright grey, phosphate coated redrawn	1.20 bis 16.00	4 - 70
Dry bright, copper coated redrawn	1.20 bis 16.00	4 - 70
Hot dip coated, redrawn	1.20 bis 11.00	4 - 70

*) Square, flat and other sections available on request.



SPRING STEEL WIRE



DELIVERY VARIATIONS

CATCHWEIGHT COILS

Wire Ø mm	Wind direction	Inner Ø mm	Outer Ø mm	Coil weight kg
1.20 - 1.80	Right	380 - 450	650 - 720	70 - 150
1.80 - 2.50	Right	360 - 450	650 - 850	100 - 350
2.40 - 3.50	Right	500 - 650	850 - 950	100 - 450
3.40 - 6.80	Right	550 - 700	900 - 1050	100 - 450
6.81 - 11.00 zc	Right	900 - 1100	1200 - 1400	- 1500
6.80 - 16.00 ph	Right	900 - 1100	1200 - 1400	- 1500

CORLESS WOUND UNITS (with or without cardboard tubes)

Wire Ø mm	Version	Inner Ø mm	Breadth (Height) mm	Outer Ø mm	Coil weight kg
1.20 - 2.50	Z2	355	approx. 280	approx. 700 *	280 - 420
2.00 - 4.80	Z3	500	approx. 360	approx. 850 *	550 - 820
3.40 - 7.40	ZAD	600	approx. 520	approx. 1100 *	500 - 2000

*) Relating to the maximum coil weight.



voestalpine Austria Draht GmbH
 Bahnhofstrasse 2, 8600 Bruck/Mur, Austria
 T. +43/50304/22-0
 F. +43/50304/62-299 oder 236
www.voestalpine.com/austriadraht

voestalpine
 ONE STEP AHEAD.